

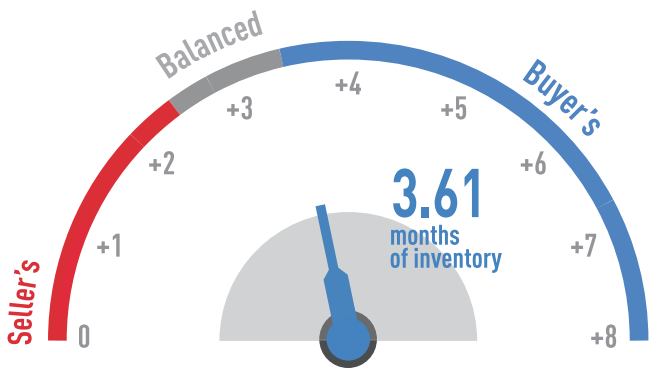
CALGARY REAL ESTATE MARKET REPORT as of August 31, 2016



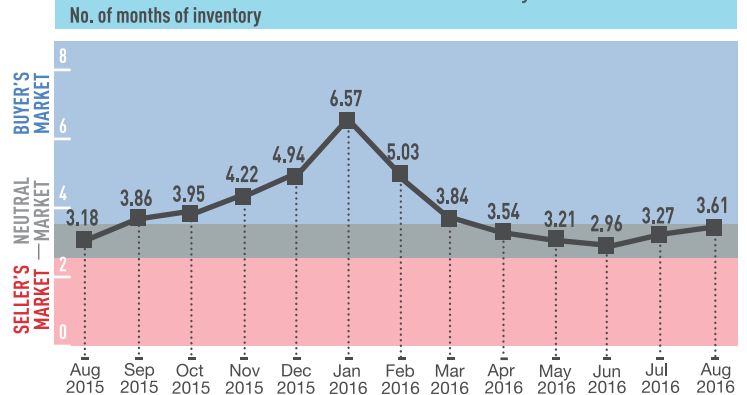
Team Penley McNaughton
Ph: 403-283-7113
Email: doug@creb.com
Web: www.penleymcnaughton.com



Market Status



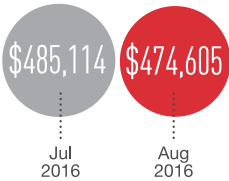
Market Status (13 months history)



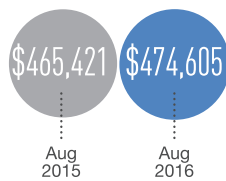
Average Prices

City of Calgary average SOLD price

Month to Month



Year to Year



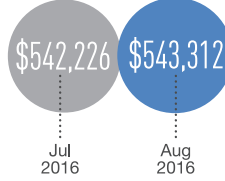
Compared to **LAST MONTH**, homes are selling for **-2.17%** less

Compared to **LAST YEAR**, homes are selling for **+1.97%** more

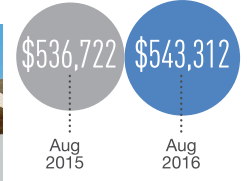


Detached homes average SOLD price

Month to Month



Year to Year



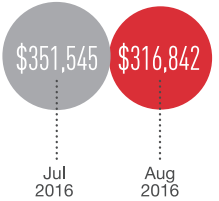
Compared to **LAST MONTH**, single family homes are selling for **+0.20%** more

Compared to **LAST YEAR**, single family homes are selling for **+1.23%** more

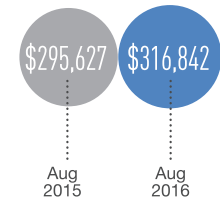


Apartment average SOLD price

Month to Month



Year to Year



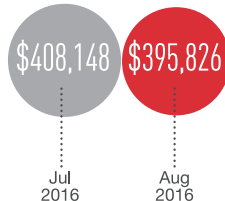
Compared to **LAST MONTH**, apartment condos are selling for **-9.87%** less

Compared to **LAST YEAR**, apartment condos are selling for **+7.18%** more




Attached average SOLD price

Month to Month



Year to Year



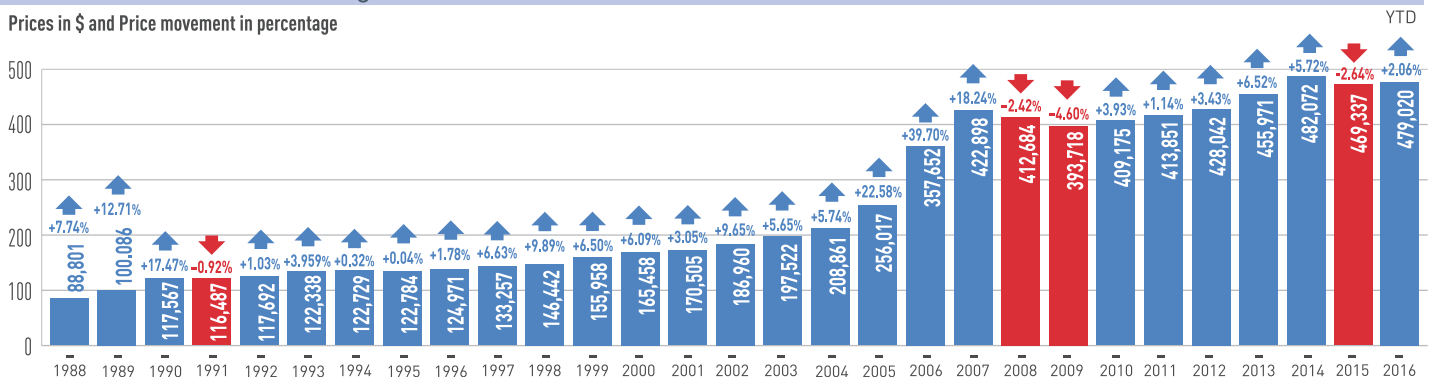
Compared to **LAST MONTH**, townhouses are selling for **-3.02%** less

Compared to **LAST YEAR**, townhouses are selling for **-1.61%** less



Years - Residential Average Price

Prices in \$ and Price movement in percentage



29 years average of price increase for city of Calgary is 6.59%

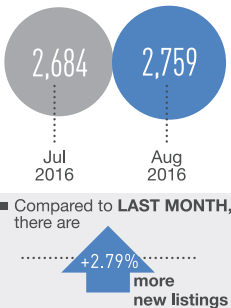
CALGARY REAL ESTATE MARKET REPORT

as of August 31, 2016

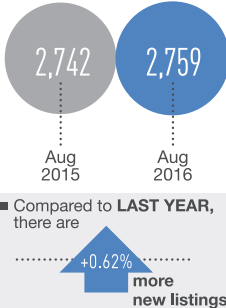
Inventory

NEW listings

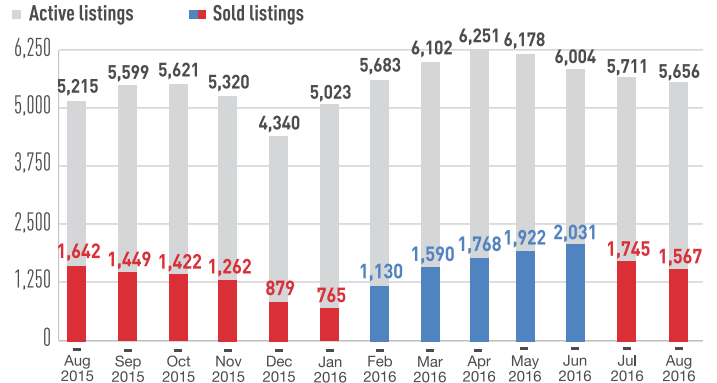
Month to Month



Year to Year



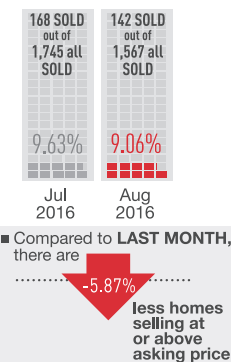
Listing inventory & SOLD (13 months history)



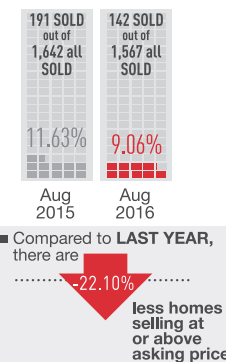
Transactions Data

Homes sold at or above asking price

Month to Month



Year to Year



How much buyers negotiated off asking price

Month to Month Buyers negotiated



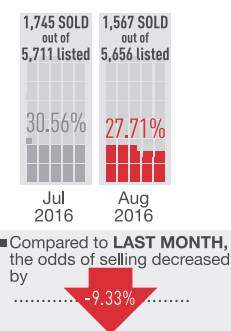
Year to Year Buyers negotiated



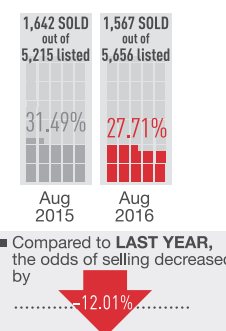
Odds of selling

(Percentage of Homes Sold VS Listings)

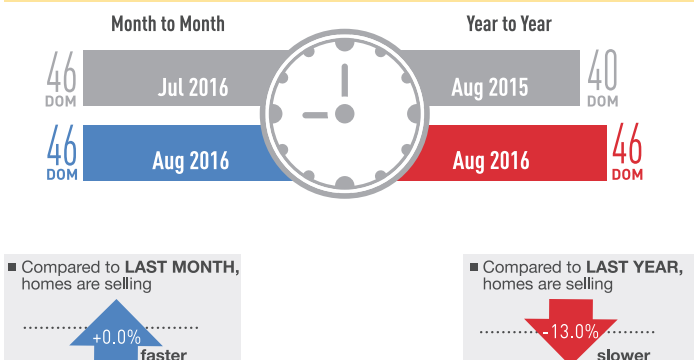
Month to Month



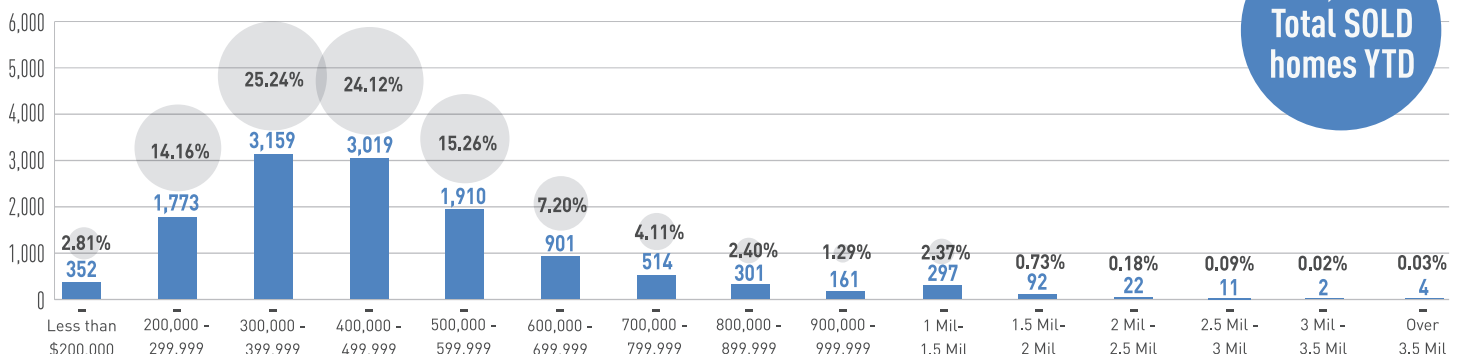
Year to Year



Average Days on Market



Numbers of Homes SOLD by Price Range



12,518
Total SOLD homes YTD