

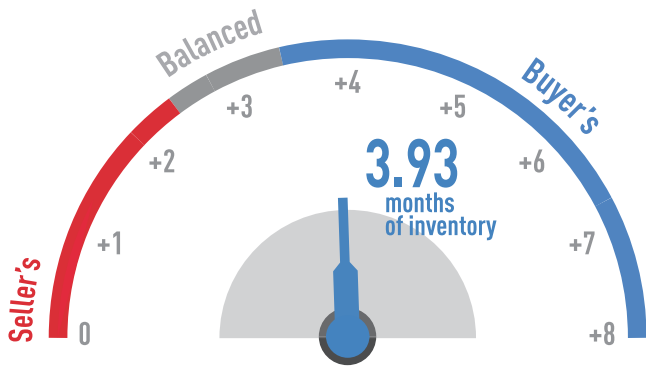
CALGARY REAL ESTATE MARKET REPORT as of October 31, 2015



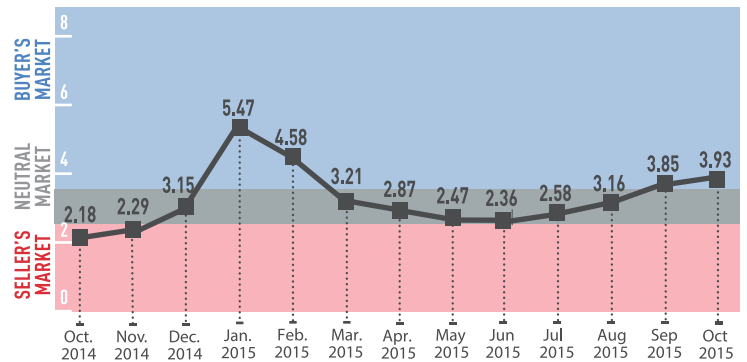
Team Penley McNaughton
Ph: 403-283-7113
Email: doug@creb.com
Web: www.penleymcnaughton.com



Market Status



Market Status (13 months history) No. of months of inventory

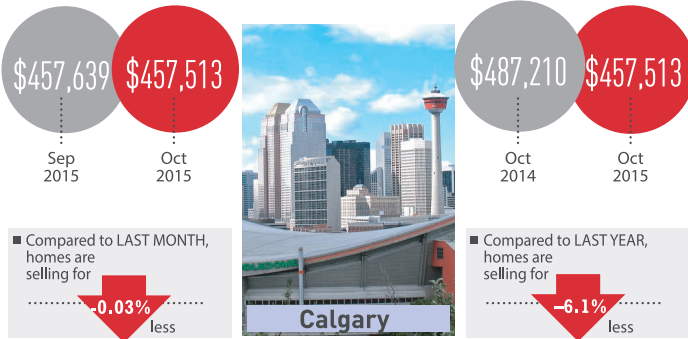


Average Prices

City of Calgary average SOLD price

Month to Month

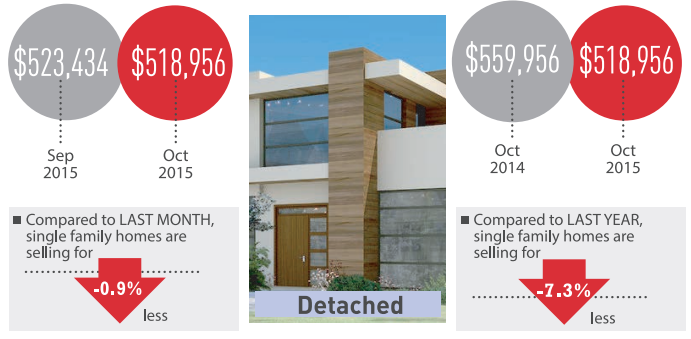
Year to Year



Detached homes average SOLD price

Month to Month

Year to Year



Apartment average SOLD price

Month to Month


Year to Year



Attached average SOLD price

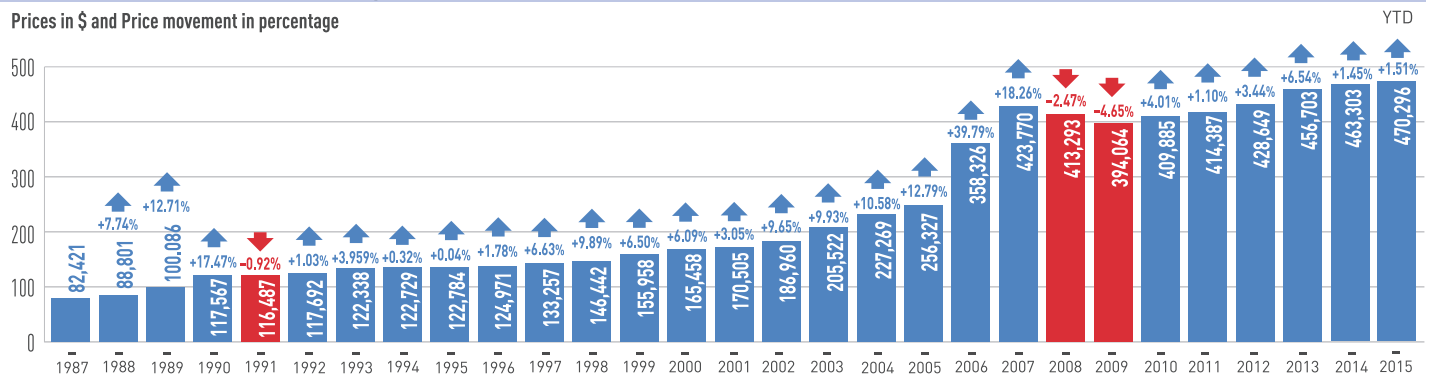
Month to Month

Year to Year



Years - Residential Average Price

Prices in \$ and Price movement in percentage

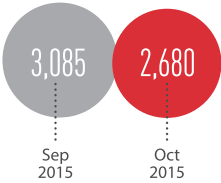


29 years average of price increase for city of Calgary is 6.75%

Inventory

NEW listings

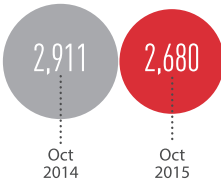
Month to Month



Compared to LAST MONTH, there are **-13.1%** less new listings

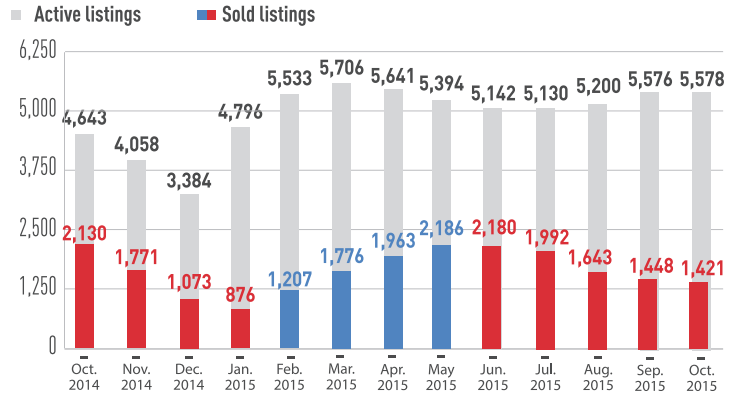


Year to Year



Compared to LAST YEAR, there are **-7.9%** less new listings

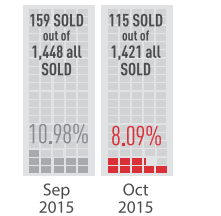
Listing inventory & SOLD (13 months history)



Transactions Data

Homes sold at or above asking price

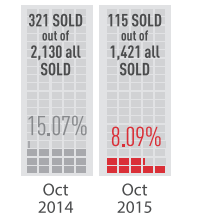
Month to Month



Compared to LAST MONTH, there are **-26.30%** less homes selling at or above asking price



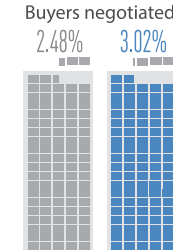
Year to Year



Compared to LAST YEAR, there are **-46.15%** less homes selling at or above asking price

How much buyers negotiated off asking price

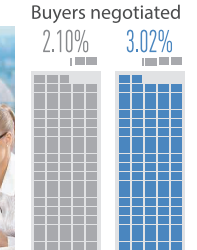
Month to Month



Sellers kept from asking: 97.52% (Sep 2015) vs 96.98% (Oct 2015)



Year to Year

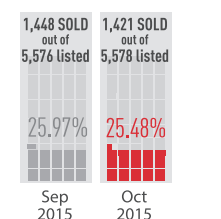


Sellers kept from asking: 97.90% (Oct 2014) vs 96.98% (Oct 2015)

Odds of selling

(Percentage of Homes Sold VS Listings)

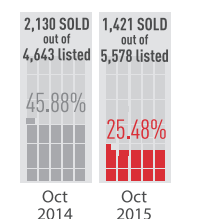
Month to Month



Compared to LAST MONTH, the odds of selling decreased by **-1.9%**



Year to Year



Compared to LAST YEAR, the odds of selling decreased by **-44.01%**

Average Days on Market

Month to Month



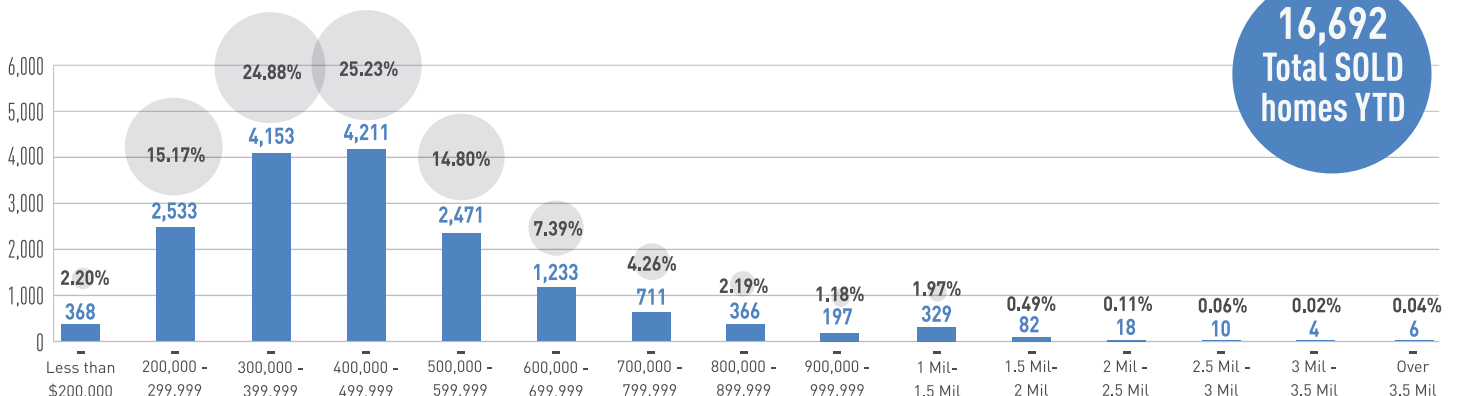
Compared to LAST MONTH, homes are selling **-2.4%** slower

Year to Year



Compared to LAST YEAR, homes are selling **-9.8%** slower

Numbers of Homes SOLD by Price Range



16,692
Total SOLD homes YTD